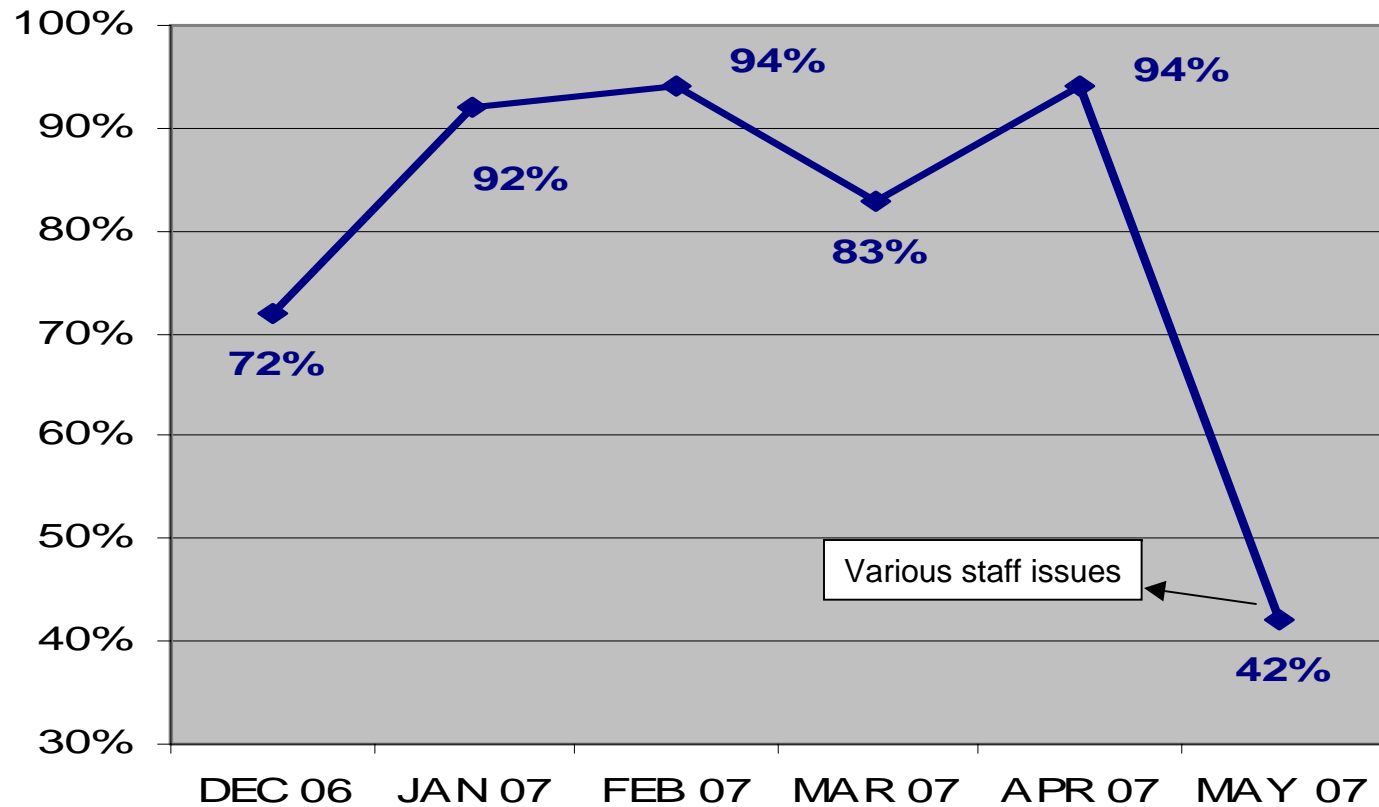
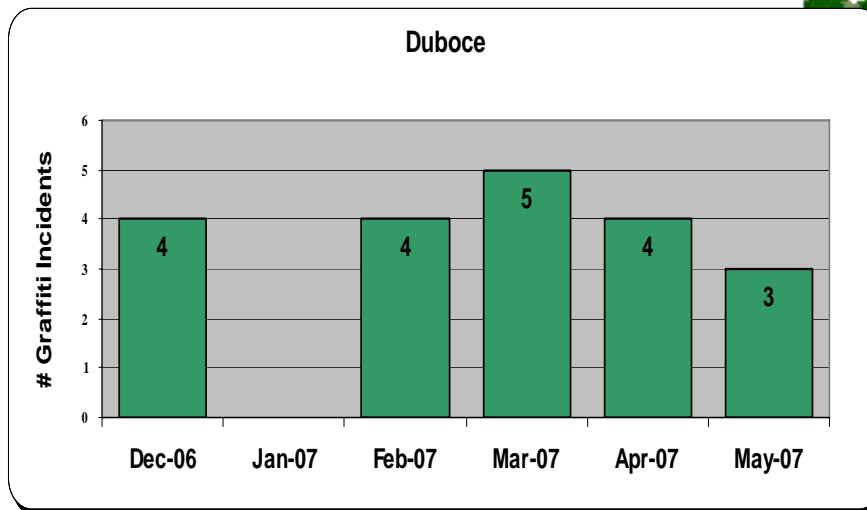
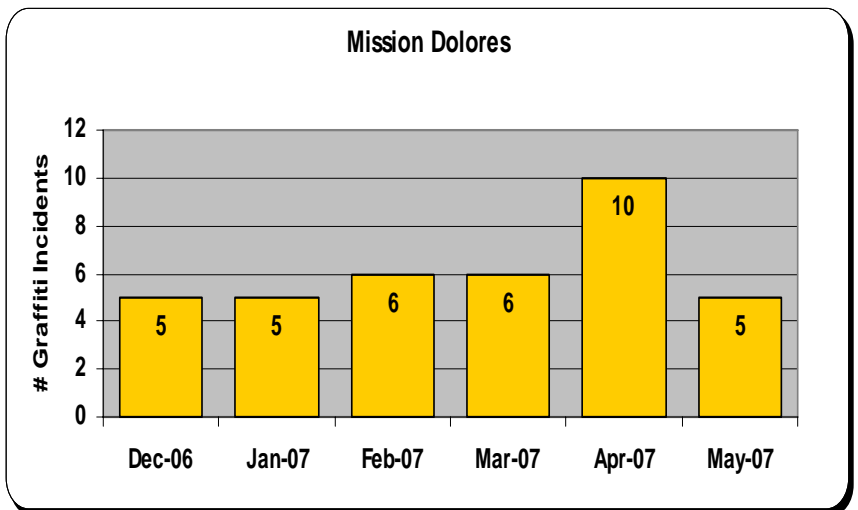
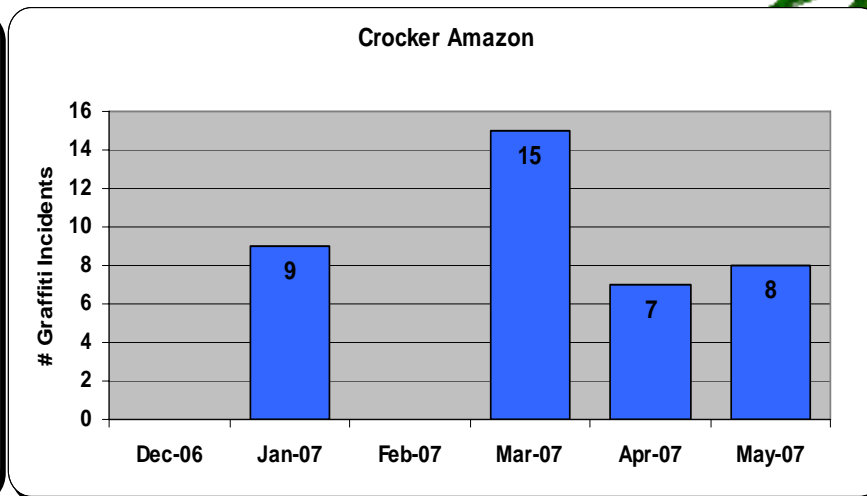
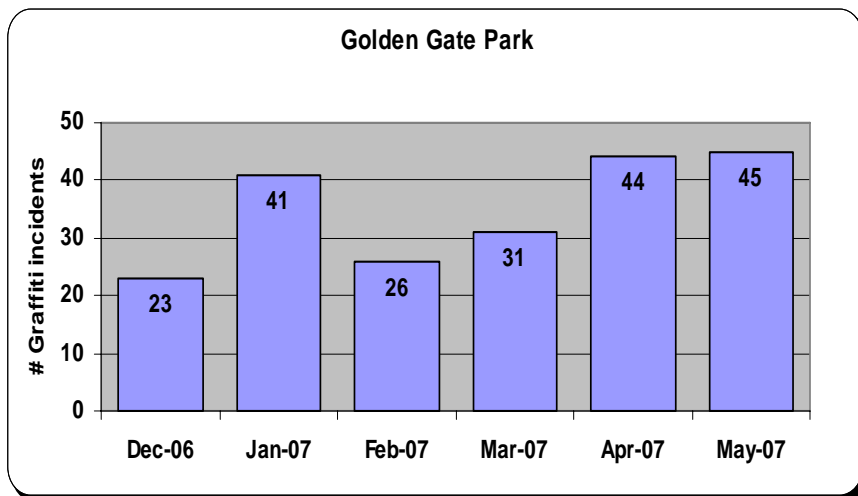


## % Graffiti Work Orders Completed within 48 Hours (2 business days)



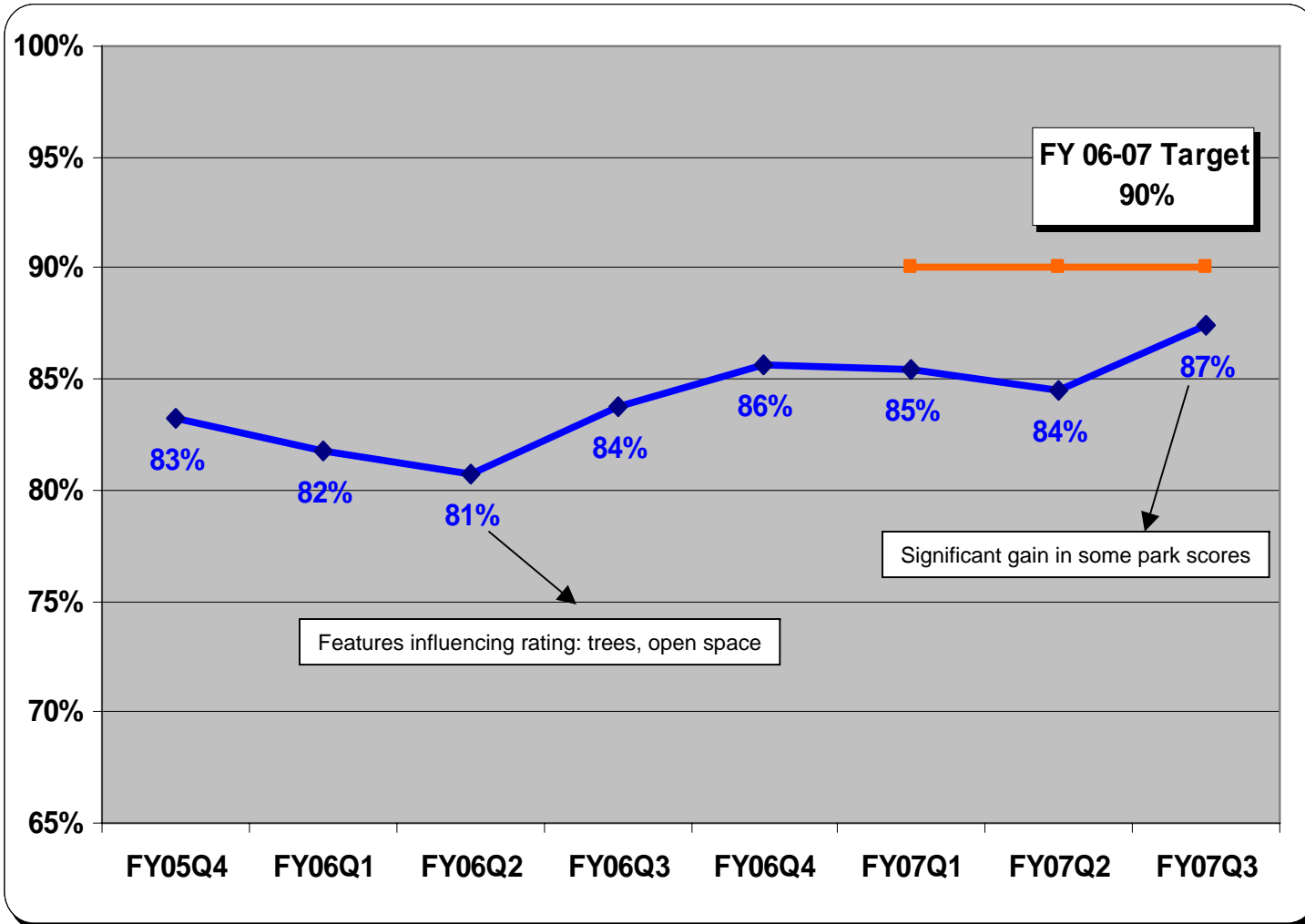
Data collection for this new measure began in December 2006.

## # Repeat Graffiti Work Orders Top 4 sites most often hit by graffiti Dec 06 – May 07



Data collection for this new measure began in December 2006.

## % of Park Maintenance Standards Met - Citywide



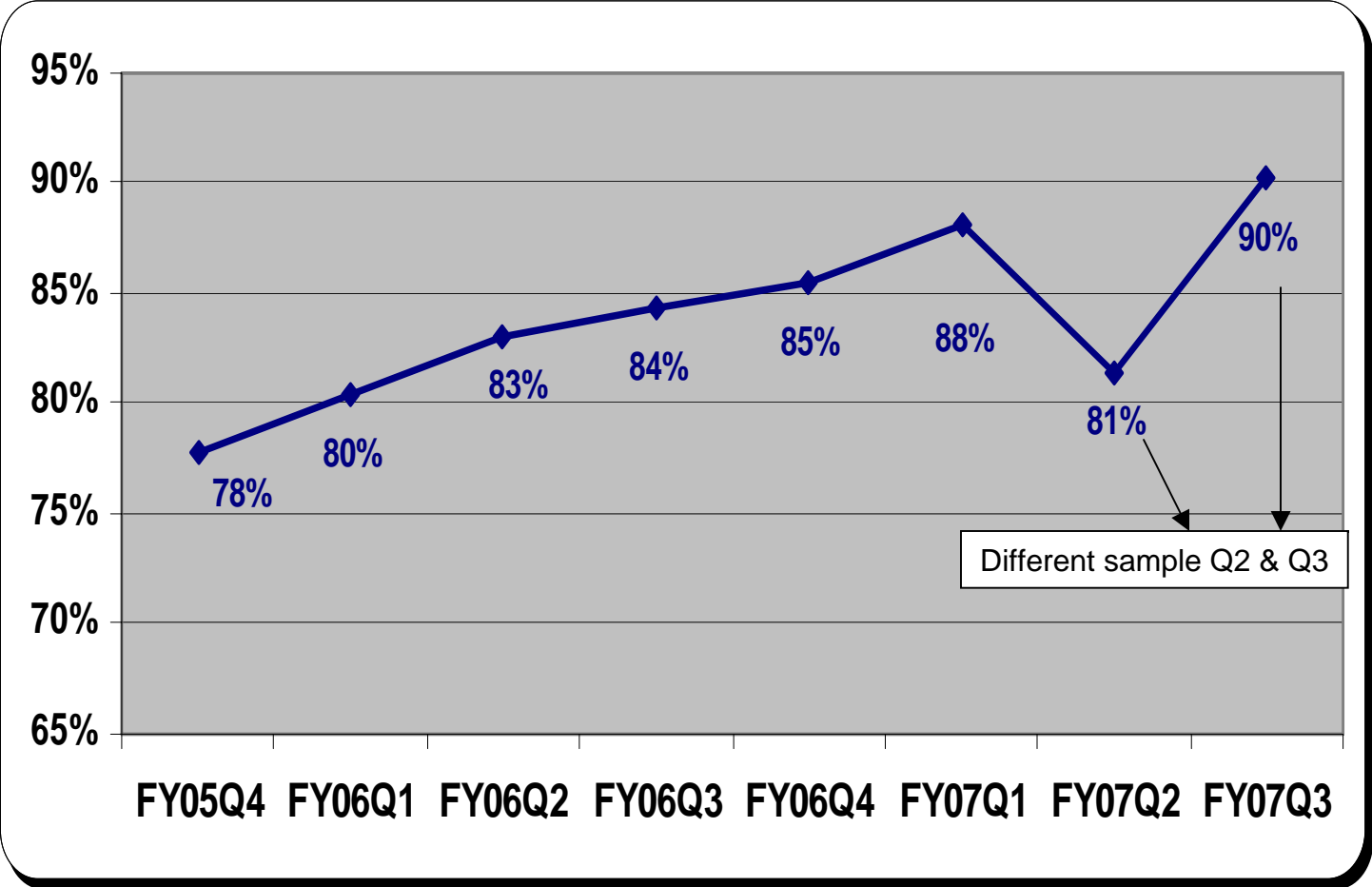
## % Cleanliness Ratings Met FY 06-07 to date

<u>PARK FEATURE</u>	<u>Q1</u>	<u>Q2</u>	<u>Q3</u>
Benches, Tables, and Grills	89%	86%	86%
<b>Children's Play Areas</b>	<b>72%</b>	<b>60%</b>	<b>63%</b>
<b>Dog Play Areas</b>	<b>85%</b>	<b>79%</b>	<b>94%</b>
Hardscapes and Trails	77%	79%	79%
Lawns	91%	89%	87%
<b>Open Space</b>	<b>81%</b>	<b>92%</b>	<b>63%</b>
Ornamental Gardens, Shrubs, and Ground Covers	79%	79%	76%
<b>Outdoor Athletic Courts</b>	<b>84%</b>	<b>92%</b>	<b>92%</b>
<b>Parking Lots and Roads</b>	<b>93%</b>	<b>93%</b>	<b>72%</b>
<b>Restrooms</b>	<b>88%</b>	<b>78%</b>	<b>90%</b>
Turf Athletic Fields	90%	91%	94%
Waste and Recycling Receptacles	90%	88%	86%
<b>Citywide Average</b>	<b>85%</b>	<b>83%</b>	<b>83%</b>

Data collection for this new measure began in FY 07 Q1.



### Citywide % of Restroom Standards Met to Date



Closed restrooms are not rated.



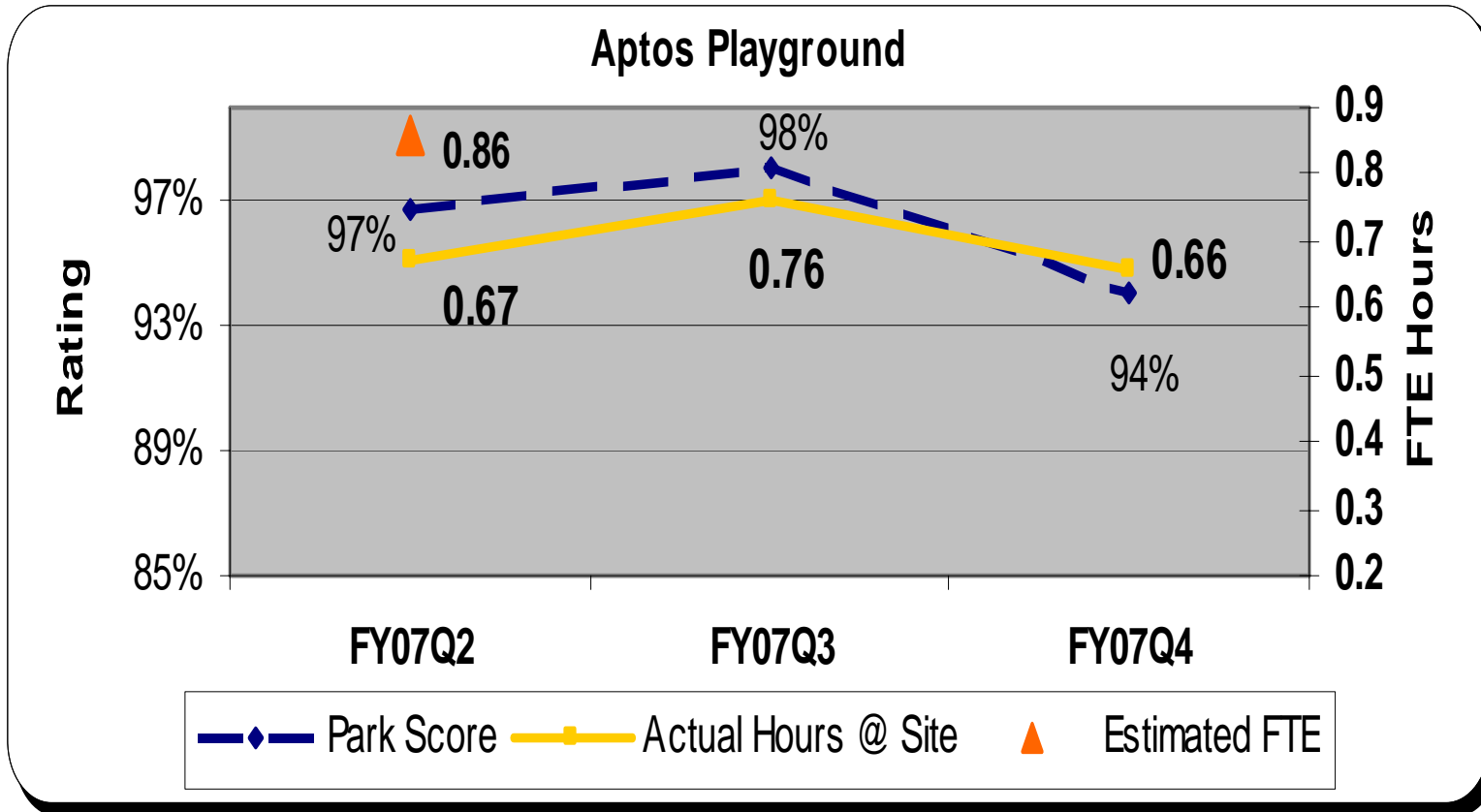
## % of Maintenance Standards Met in RPD Test Parks FY 06-07 Q2 – Q4

<u>Newly renovated sites:</u>	<u>Q2</u>	<u>Q3</u>	<u>Q4</u>
•Aptos Playground	97%	98%	94%
•Esprit Park	88%	73%	82%
•Patricia’s Green in Hayes Valley	90%	80%	87%
•Victoria Manalo Draves Park	100%	100%	100%
•Walter Haas Playground	95%	83%	95%
<u>Older sites awaiting capital renovation:</u>			
•Duboce Park	100%	90%	73%*
•Franklin Square	80%	70%	70%
•Mc Coppin Square	83%	67%	92%
•Mission Dolores Park	95%	96%	90%
•South Park	87%	79%	81%
•Joseph L. Alioto Performing Arts Piazza	98%	100%	95%

RPD selected 11 test park sites whose staffing was close to the estimated FTE required per recent staffing analysis, in order to compare ratings to staff support.



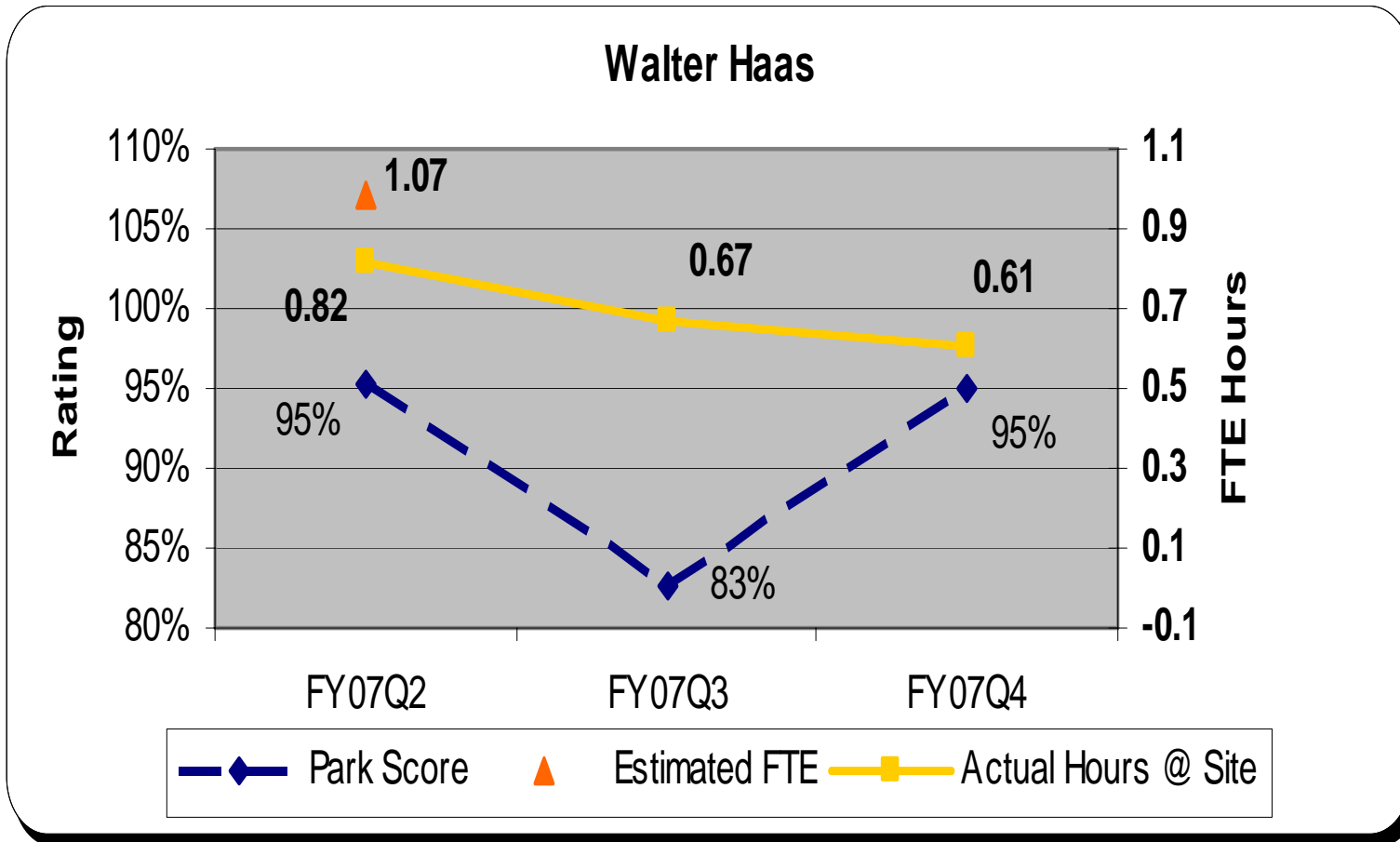
## Park Ratings versus Actual Hours at Test Site



Actual hours combine assigned gardener (3417) and custodian (2708).  
 Hours do not include SP, OT, VA, WC.



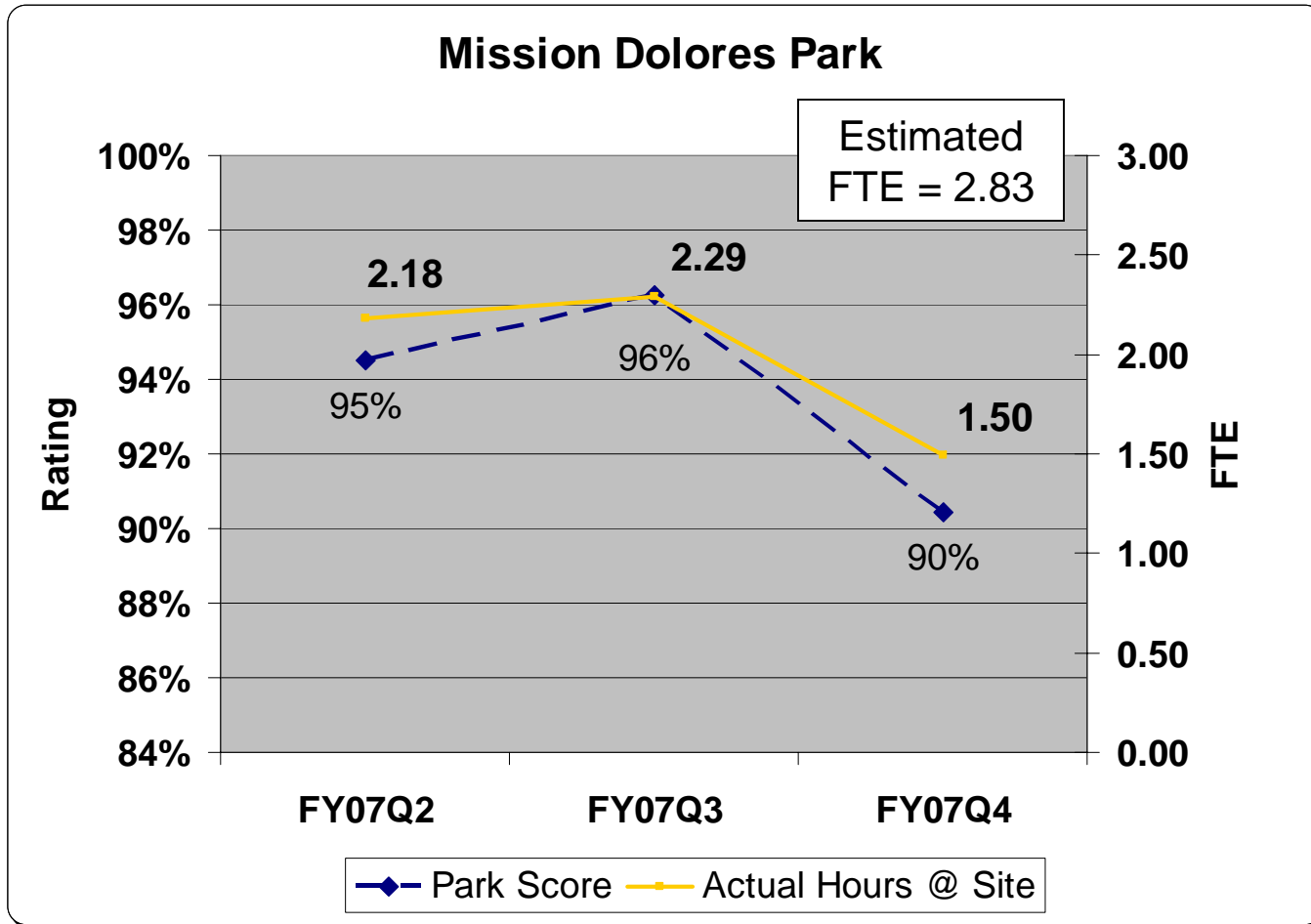
## Park Ratings versus Actual Hours at Test Site



Actual hours combine assigned gardener (3417) and custodian (2708).  
 Hours do not include SP, OT, VA, WC.



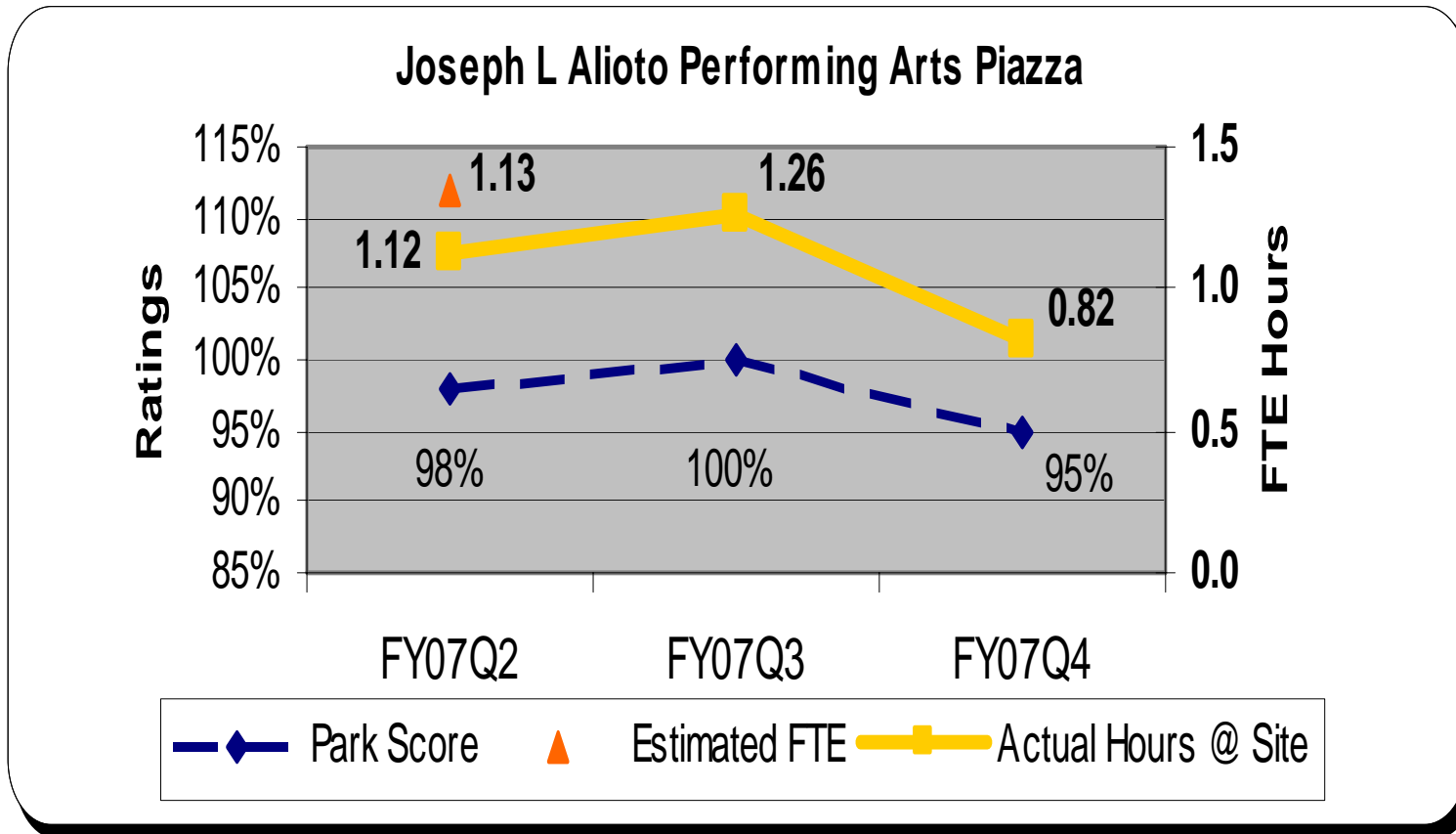
## Park Ratings versus Actual Hours at Test Site



Actual hours combine assigned gardener (3417) and custodian (2708).  
Hours do not include SP, OT, VA, WC.



## Park Ratings versus Actual Hours at Test Site




Actual hours combine assigned gardener (3417) and custodian (2708).  
 Hours do not include SP, OT, VA, WC.



## % Maintenance Standards Met CON vs RPD FY 06-07 Q1 & Q2

<u>Newly renovated sites:</u>	<u>CON</u>	<u>RPD</u>	<u>Variance</u>
•Aptos Playground	100%	97%	3%
•Esprit Park	97%	94%	3%
•Patricia's Green in Hayes Valley	91%	94%	3%
•Victoria Manalo Draves Park	n/a	100%	n/a
•Walter Haas Playground	95%	95%	0%
<u>Older sites awaiting capital renovation:</u>			
•Duboce Park	78%	88%	10%
•Franklin Square	71%	76%	5%
•Mc Coppin Square	85%	93%	8%
•Mission Dolores Park	72%	80%	8%
•South Park	70%	87%	17%
•Joseph L. Alioto Performing Arts Piazza	100%	98%	2%



Thank You

